

STUDIO COLLECTION 2 SUSPENSION

A300803-

base number Color Temperature Finishes (Diamond) Finish Options Beam Angle Options

- To build a product code in our configurator select the specify button on the base model # product page
- To build a manual product code on this datasheet choose from the options listed below in blue font and add the suffix to the base model #

GENERAL

Series: Studio Collection
 Subseries: Studio Collection 2
 Partner: Prolicht
 Division: Architectural
 Installation: Suspension
 Product Type: Pendant
 Mounting Location: Ceiling
 Light Distribution: Direct

PHYSICAL

Shape: Cylinder
 Diameter (mm): 35
 Diameter (in): 1 3/8
 Height (mm): 150
 Height (in): 5 7/8
 Weight (kg): 0.38
 Fixture Finish: SSR / BKV / CWI / CRY / HAB / UFT / ITA / RUA / FTG / MYG / LOD / PUS / FRO / FUP / KIA / POP / BLS / SPG / MEY / GOH / CHC / COM / ABZ / JAG / OBR / MOS / ROR
 Accent Finish: ALU / PBR
 Fixture Material: Extruded Aluminum
 Cut-out Measurements: 45mm/1 3/4" Diameter

ELECTRICAL

Lamp Type: LED (Zhaga Standard)
 Input Wattage (W): 6
 Total Output Wattage (W): 5.4
 Dimming: Tri-Mode (Non-Dimming and Phase Dimming (120Vac only) and 0-10V Dimming)
 Driver Included: No
 Driver Location: Remote
 Driver Type: Constant Current - Universal
 Driver Class: Class 2
 Housing: ENCP3
 Input Voltage (V): 120 - 277
 Constant Current (MA): 500

LED

Color Temperature (°K): 2700 / 3000 / 3500 / 4000
 Max. Delivered Lumen (lm): 310 / 328 / 347 / 356
 Nominal Lumen (lm): 460 / 487 / 514 / 528
 CRI: >90 CRI
 Lamp Life (hrs): 50000

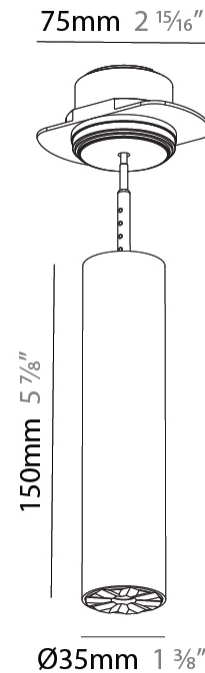
OPTICAL

Beam Angle: 32 / 58

RATINGS AND CERTIFICATIONS

Certified By: CSA Certified to UL and CSA Standards
 IP rating: IP40

PROJECT
TYPE
SPECIFIER
QUANTITY
DATE



STUDIO COLLECTION 2 SUSPENSION

A300803-

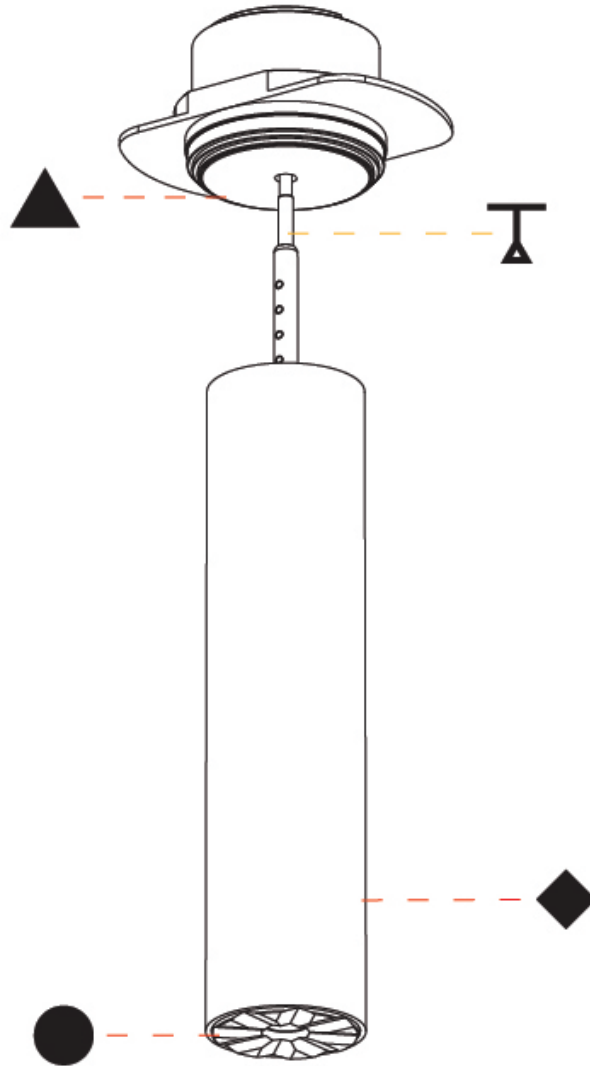
PROJECT

TYPE

SPECIFIER

QUANTITY

DATE



A

STUDIO COLLECTION 2 SUSPENSION

A300804-

base number Color Temperature Finishes (Diamond) Finish Options Beam Angle Options

- To build a product code in our configurator select the specify button on the base model # product page
- To build a manual product code on this datasheet choose from the options listed below in blue font and add the suffix to the base model #

GENERAL

Series: Studio Collection
 Subseries: Studio Collection 2
 Partner: Prolicht
 Division: Architectural
 Installation: Suspension
 Product Type: Pendant
 Mounting Location: Ceiling
 Light Distribution: Direct

PHYSICAL

Shape: Cylinder
 Diameter (mm): 35
 Diameter (in): 1 3/8
 Height (mm): 150
 Height (in): 5 7/8
 Weight (kg): 0.38
 Fixture Finish: SSR / BKV / CWI / CRY / HAB / UFT / ITA / RUA / FTG / MYG / LOD / PUS / FRO / FUP / KIA / POP / BLS / SPG / MEY / GOH / CHC / COM / ABZ / JAG / OBR / MOS / ROR
 Accent Finish: ALU / PBR
 Fixture Material: Extruded Aluminum
 Cut-out Measurements: 45mm/1 3/4" Diameter

ELECTRICAL

Lamp Type: LED (Zhaga Standard)
 Input Wattage (W): 6
 Total Output Wattage (W): 5.4
 Dimming: Tri-Mode (Non-Dimming and Phase Dimming (120Vac only) and 0-10V Dimming)
 Driver Included: No
 Driver Location: Remote
 Driver Type: Constant Current - Universal
 Driver Class: Class 2
 Housing: ENCP3
 Input Voltage (V): 120 - 277
 Constant Current (MA): 500

LED

Color Temperature (°K): 2700 / 3000 / 3500 / 4000
 Max. Delivered Lumen (lm): 310 / 328 / 347 / 356
 Nominal Lumen (lm): 460 / 487 / 514 / 528
 CRI: >90 CRI
 Lamp Life (hrs): 50000

OPTICAL

Beam Angle: 32 / 58

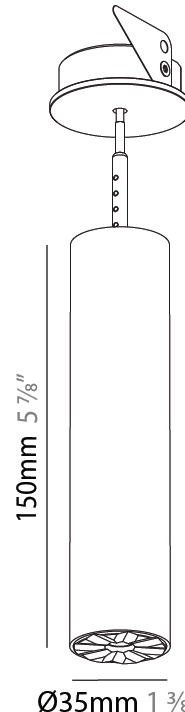
RATINGS AND CERTIFICATIONS

Certified By: CSA Certified to UL and CSA Standards
 IP rating: IP40

PROJECT
TYPE
SPECIFIER
QUANTITY
DATE



Ø50mm 1 15/16"



STUDIO COLLECTION 2 SUSPENSION

A300804-

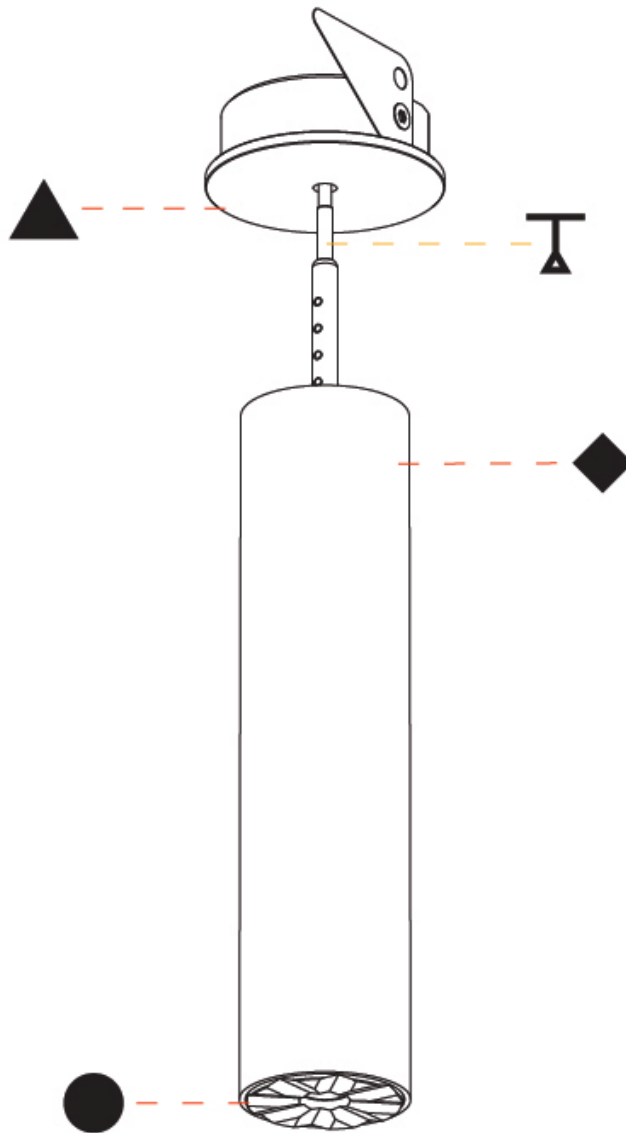
PROJECT _____

TYPE _____

SPECIFIER _____

QUANTITY _____

DATE _____



STUDIO COLLECTION 2 SUSPENSION

A300805-

base number Color Temperature Finishes (Diamond) Finish Options Beam Angle Options

- To build a product code in our configurator select the specify button on the base model # product page
- To build a manual product code on this datasheet choose from the options listed below in blue font and add the suffix to the base model #

GENERAL

Series: Studio Collection
 Subseries: Studio Collection 2
 Partner: Prolicht
 Division: Architectural
 Installation: Suspension
 Product Type: Pendant
 Mounting Location: Ceiling
 Light Distribution: Direct

PHYSICAL

Shape: Cylinder
 Diameter (mm): 35
 Diameter (in): 1 3/8
 Height (mm): 150
 Height (in): 5 7/8
 Weight (kg): 0.38
 Fixture Finish: SSR / BKV / CWI / CRY / HAB / UFT / ITA / RUA / FTG / MYG / LOD / PUS / FRO / FUP / KIA / POP / BLS / SPG / MEY / GOH / CHC / COM / ABZ / JAG / OBR / MOS / ROR
 Accent Finish: ALU / PBR
 Fixture Material: Extruded Aluminum
 Cut-out Measurements: 45mm/1 3/4" Diameter

ELECTRICAL

Lamp Type: LED (Zhaga Standard)
 Input Wattage (W): 6
 Total Output Wattage (W): 5.4
 Dimming: Tri-Mode (Non-Dimming and Phase Dimming (120Vac only) and 0-10V Dimming)
 Driver Included: No
 Driver Location: Remote
 Driver Type: Constant Current - Universal
 Driver Class: Class 2
 Housing: ENCP3
 Input Voltage (V): 120 - 277
 Constant Current (MA): 500

LED

Color Temperature (°K): 2700 / 3000 / 3500 / 4000
 Max. Delivered Lumen (lm): 310 / 328 / 347 / 356
 Nominal Lumen (lm): 460 / 487 / 514 / 528
 CRI: >90 CRI
 Lamp Life (hrs): 50000

OPTICAL

Beam Angle: 32 / 58

RATINGS AND CERTIFICATIONS

Certified By: CSA Certified to UL and CSA Standards
 IP rating: IP40

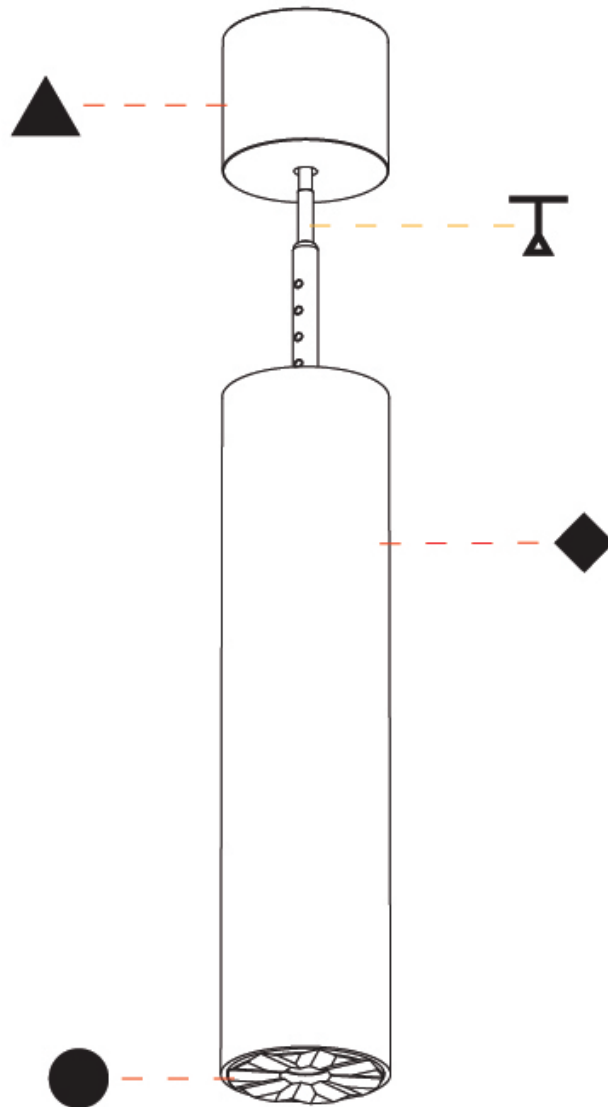
PROJECT
TYPE
SPECIFIER
QUANTITY
DATE



STUDIO COLLECTION 2 SUSPENSION

A300805-

PROJECT
TYPE
SPECIFIER
QUANTITY
DATE



A

PROJECT
TYPE
SPECIFIER
QUANTITY
DATE

STUDIO COLLECTION 2 SURFACE

A33304-

base number	Color Temperature	Finishes (Diamond)	Finish Options	Beam Angle Options
-------------	-------------------	--------------------	----------------	--------------------

- To build a product code in our configurator select the specify button on the base model # product page
- To build a manual product code on this datasheet choose from the options listed below in blue font and add the suffix to the base model #

GENERAL

Series: Studio Collection
 Subseries: Studio Collection 2
 Partner: Prolicht
 Division: Architectural
 Installation: Surface
 Product Type: Wall Surface
 Mounting Location: Wall
 Light Distribution: Direct / Indirect

PHYSICAL

Shape: Cylinder
 Diameter (mm): 35
 Diameter (in): 1 3/8
 Height (mm): 150
 Height (in): 5 7/8
 Weight (kg): 0.338
 Fixture Finish: SSR / BKV / CWI / CRY / HAB / UFT / ITA / RUA / FTG / MYG / LOD / PUS / FRO / FUP / KIA / POP / BLS / SPG / MEY / GOH / CHC / COM / ABZ / JAG / OBR / MOS / ROR
 Accent Finish: ALU / PBR
 Fixture Material: Extruded Aluminum
 Cut-out Measurements: 19mm/3/4" Diameter

ELECTRICAL

Lamp Type: LED (Zhaga Standard)
 Input Wattage (W): 13
 Total Output Wattage (W): 11.8
 Dimming: Tri-Mode (Non-Dimming and Phase Dimming (120Vac only) and 0-10V Dimming)
 Driver Included: No
 Driver Location: Remote
 Driver Type: Constant Current - Universal
 Driver Class: Class 2
 Input Voltage (V): 120 - 277
 Constant Current (MA): 500

LED

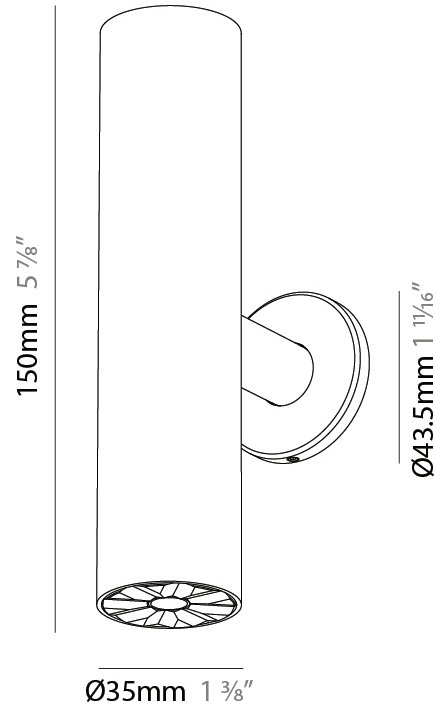
Color Temperature (°K): 2700 / 3000 / 3500 / 4000
 Max. Delivered Lumen (lm): 640 / 677 / 715 / 734
 Nominal Lumen (lm): 920 / 974 / 1028 / 1056
 CRI: >90 CRI
 Lamp Life (hrs): 50000

OPTICAL

Beam Angle: 32 / 58

RATINGS AND CERTIFICATIONS

Certified By: CSA Certified to UL and CSA Standards
 IP rating: IP40



A33304-

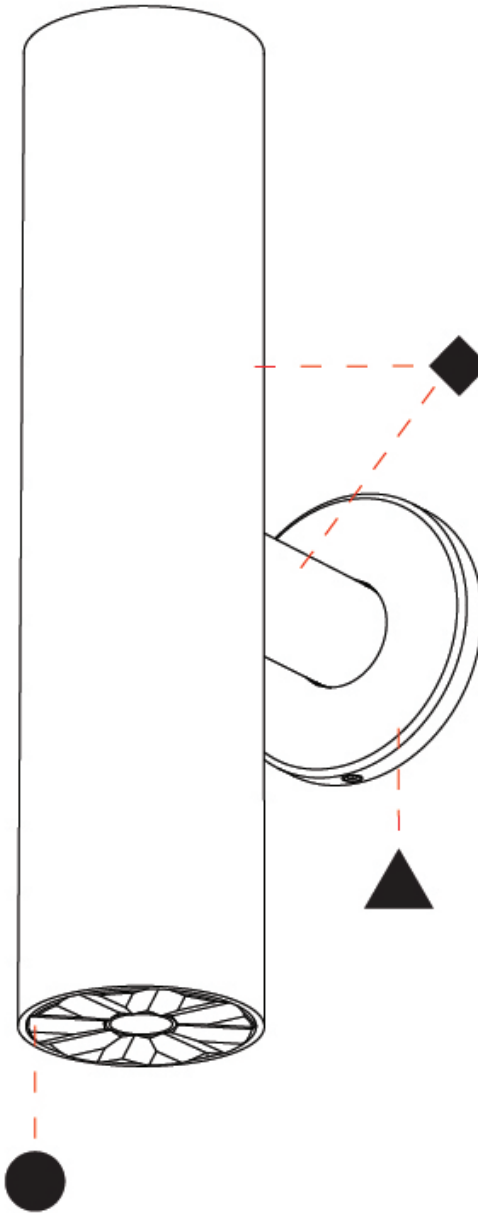
PROJECT

TYPE

SPECIFIER

QUANTITY

DATE



A

PROJECT	_____
TYPE	_____
SPECIFIER	_____
QUANTITY	_____
DATE	_____

STUDIO COLLECTION 2 TRIMLESS

A350125-

base number	Color Temperature	Finishes (Diamond)	Finish Options	Beam Angle Options
-------------	----------------------	-----------------------	-------------------	-----------------------

- To build a product code in our configurator select the specify button on the base model # product page
- To build a manual product code on this datasheet choose from the options listed below in blue font and add the suffix to the base model #

GENERAL

Series: Studio Collection
 Subseries: Studio Collection 2
 Partner: Prolicht
 Division: Architectural
 Installation: Trimless
 Product Type: Downlight
 Mounting Location: Ceiling
 Light Distribution: Direct

PHYSICAL

Aperture Sizes - Downlights: 1"
 Shape: Round
 Diameter (mm): 38
 Diameter (in): 1 1/2
 Height (mm): 58
 Height (in): 2 5/16
 Ceiling Thickness (mm): 1 - 30
 Ceiling Thickness (in): 1/16 - 1 3/16
 Min. Recessing Depth (mm): 65
 Min. Recessing Depth (in): 2 9/16
 Weight (kg): 0.137
 Fixture Finish: SSR / BKV / CWI / CRY / HAB / UFT / ITA / RUA / FTG / MYG / LOD / PUS / FRO / FUP / KIA / POP / BLS / SPG / MEY / GOH / CHC / COM / ABZ / JAG / OBR / MOS / ROR
 Accent Finish: ALU / PBR
 Fixture Material: Extruded Aluminum
 Cut-out Measurements: 45mm, 1 3/4" Diameter

ELECTRICAL

Lamp Type: LED (Zhaga Standard)
 Input Wattage (W): 6
 Total Output Wattage (W): 5.4
 Dimming: Tri-Mode (Non-Dimming and Phase Dimming (120Vac only) and 0-10V Dimming)
 Driver Included: No
 Driver Location: Remote
 Driver Type: Constant Current - Universal
 Driver Class: Class 2
 Input Voltage (V): 120 - 277
 Constant Current (MA): 500

LED

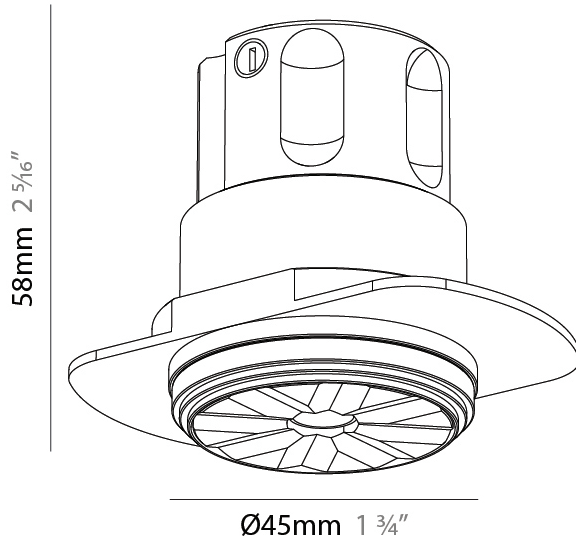
Color Temperature (°K): 2700 / 3000 / 3500 / 4000
 Max. Delivered Lumen (lm): 310 / 328 / 347 / 356
 Nominal Lumen (lm): 460 / 487 / 514 / 528
 CRI: >90 CRI
 Lamp Life (hrs): 50000

OPTICAL

Beam Angle: 32 / 58

RATINGS AND CERTIFICATIONS

Certified By: CSA Certified to UL and CSA Standards
 IP rating: IP40



STUDIO COLLECTION 2 TRIMLESS

A350125-

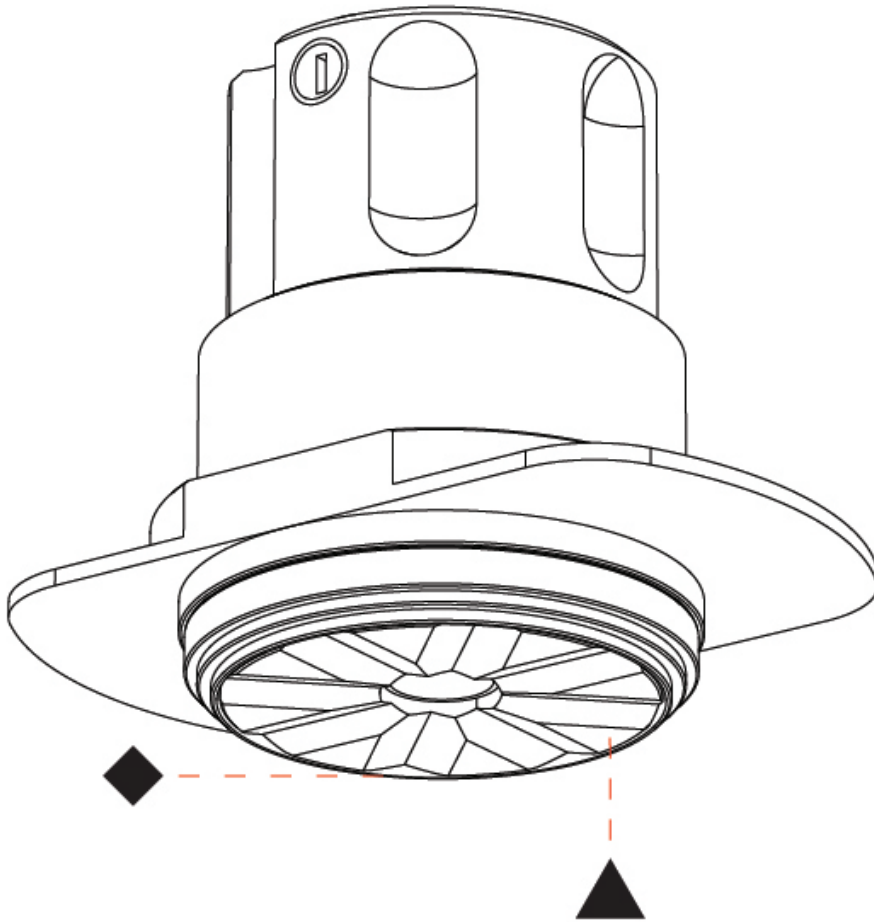
PROJECT _____

TYPE _____

SPECIFIER _____

QUANTITY _____

DATE _____



A

STUDIO COLLECTION 2 RECESSED

A350127-

base number Color Finish Beam Angle
 Temperature Options Options

- To build a product code in our configurator select the specify button on the base model # product page
- To build a manual product code on this datasheet choose from the options listed below in blue font and add the suffix to the base model #

GENERAL

Series: Studio Collection
 Subseries: Studio Collection 2
 Partner: Prolicht
 Division: Architectural
 Installation: Recessed
 Product Type: Downlight
 Mounting Location: Ceiling
 Light Distribution: Direct

PHYSICAL

Aperture Sizes - Downlights: 1"
 Shape: Round
 Diameter (mm): 35
 Diameter (in): 1 3/8
 Height (mm): 76
 Height (in): 3
 Ceiling Thickness (mm): 1 - 30
 Ceiling Thickness (in): 1/16 - 1 3/16
 Min. Recessing Depth (mm): 70
 Min. Recessing Depth (in): 2 3/4
 Weight (kg): 0.057
 Fixture Finish: [ALU / PBR](#)
 Fixture Material: Extruded Aluminum
 Cut-out Measurements: 32mm/1 1/4" Diameter

ELECTRICAL

Lamp Type: LED (Zhaga Standard)
 Input Wattage (W): 5
 Total Output Wattage (W): 4.5
 Dimming: Tri-Mode (Non-Dimming and Phase Dimming (120Vac only) and 0-10V Dimming)
 Driver Included: No
 Driver Location: Remote
 Driver Type: Constant Current - Universal
 Driver Class: Class 2
 Input Voltage (V): 120 - 277
 Constant Current (MA): 350

LED

Color Temperature (*K): [2700 / 3000 / 3500 / 4000](#)
 Max. Delivered Lumen (lm): 242 / 256 / 270 / 277
 Nominal Lumen (lm): 382 / 405 / 427 / 438
 CRI: >90 CRI
 Lamp Life (hrs): 50000

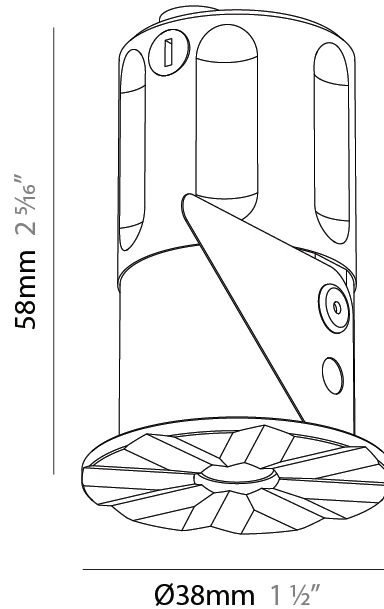

OPTICAL

Beam Angle: [34 / 52](#)

RATINGS AND CERTIFICATIONS

Certified By: CSA Certified to UL and CSA Standards
 IP rating: IP40

PROJECT
TYPE
SPECIFIER
QUANTITY
DATE



STUDIO COLLECTION 2 RECESSED

A350127-

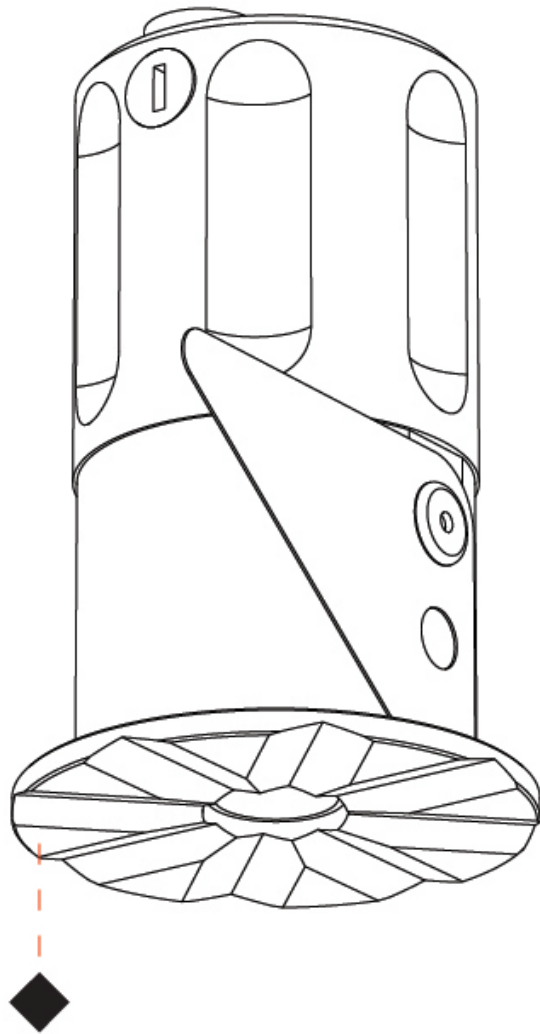
PROJECT

TYPE

SPECIFIER

QUANTITY

DATE



A

PROJECT
TYPE
SPECIFIER
QUANTITY
DATE

STUDIO COLLECTION 2 TRIMLESS

A350130-

base number	Color Temperature	Finishes (Diamond)	Finishes (Triangle)	Finish Options	Finishes (Circle)	Beam Angle Options
-------------	-------------------	--------------------	---------------------	----------------	-------------------	--------------------

- To build a product code in our configurator select the specify button on the base model # product page
- To build a manual product code on this datasheet choose from the options listed below in blue font and add the suffix to the base model #

GENERAL

Series: Studio Collection
Subseries: Studio Collection 2
Partner: Prolicht
Division: Architectural
Installation: Trimless
Product Type: Spots
Mounting Location: Ceiling
Light Distribution: Direct

PHYSICAL

Aperture Sizes - Downlights: 1"
Shape: Cylinder
Diameter (mm): 35
Diameter (in): 1 3/8
Height (mm): 76
Height (in): 3
Ceiling Thickness (mm): 10 - 30
Ceiling Thickness (in): 3/8 - 1 3/16
Min. Recessing Depth (mm): 40
Min. Recessing Depth (in): 1 9/16
Weight (kg): 0.157
Fixture Finish: ALU / PBR
Fixture Material: Extruded Aluminum
Cut-out Measurements: 45mm/1 3/4" Diameter

ELECTRICAL

Lamp Type: LED (Zhaga Standard)
Input Wattage (W): 6
Total Output Wattage (W): 5.4
Dimming: Tri-Mode (Non-Dimming and Phase Dimming (120Vac only) and 0-10V Dimming)
Driver Included: No
Driver Location: Remote
Driver Type: Constant Current - Universal
Driver Class: Class 2
Housing: ENCP3
Input Voltage (V): 120 - 277
Constant Current (MA): 500

LED

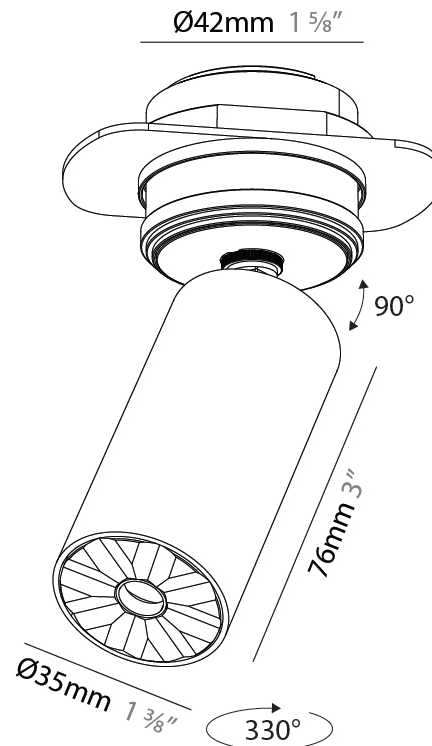
Color Temperature (°K): 2700 / 3000 / 3500 / 4000
Max. Delivered Lumen (lm): 235 / 252 / 316 / 270
Nominal Lumen (lm): 372 / 399 / 500 / 427
CRI: >90 CRI
Lamp Life (hrs): 50000

OPTICAL

Beam Angle: 34 / 52
Adjustability: Rotational 330°; Tilt 90°

RATINGS AND CERTIFICATIONS

Certified By: CSA Certified to UL and CSA Standards
IP rating: IP40



STUDIO COLLECTION 2 TRIMLESS

A350130-

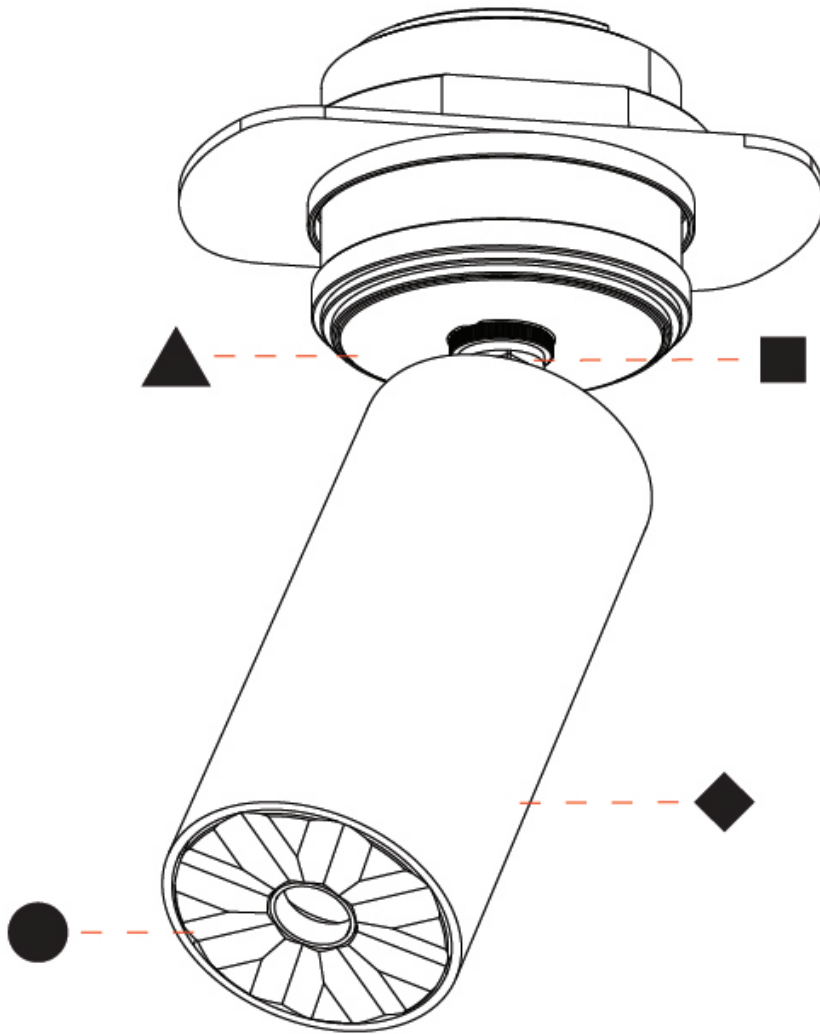
PROJECT _____

TYPE _____

SPECIFIER _____

QUANTITY _____

DATE _____



A

PROJECT
TYPE
SPECIFIER
QUANTITY
DATE

STUDIO COLLECTION 2 RECESSED

A350131-

base number	Color Temperature	Finishes (Diamond)	Finishes (Triangle)	Finish Options	Finishes (Circle)	Beam Angle Options
-------------	-------------------	--------------------	---------------------	----------------	-------------------	--------------------

- To build a product code in our configurator select the specify button on the base model # product page
- To build a manual product code on this datasheet choose from the options listed below in blue font and add the suffix to the base model #

GENERAL

Series: Studio Collection
Subseries: Studio Collection 2
Partner: Prolicht
Division: Architectural
Installation: Recessed
Product Type: Spots
Mounting Location: Ceiling
Light Distribution: Direct

PHYSICAL

Aperture Sizes - Downlights: 1"
Shape: Cylinder
Diameter (mm): 35
Diameter (in): 1 3/8
Height (mm): 76
Height (in): 3
Min. Recessing Depth (mm): 40
Min. Recessing Depth (in): 1 5/8
Weight (kg): 0.157
Fixture Finish: ALU / PBR
Fixture Material: Extruded Aluminum
Cut-out Measurements: 45mm/1 3/4" Diameter

ELECTRICAL

Lamp Type: LED (Zhaga Standard)
Input Wattage (W): 6
Total Output Wattage (W): 5.4
Dimming: Tri-Mode (Non-Dimming and Phase Dimming (120Vac only) and 0-10V Dimming)
Driver Included: No
Driver Location: Remote
Driver Type: Constant Current - Universal
Driver Class: Class 2
Housing: ENCP3
Input Voltage (V): 120 - 277
Constant Current (MA): 500

LED

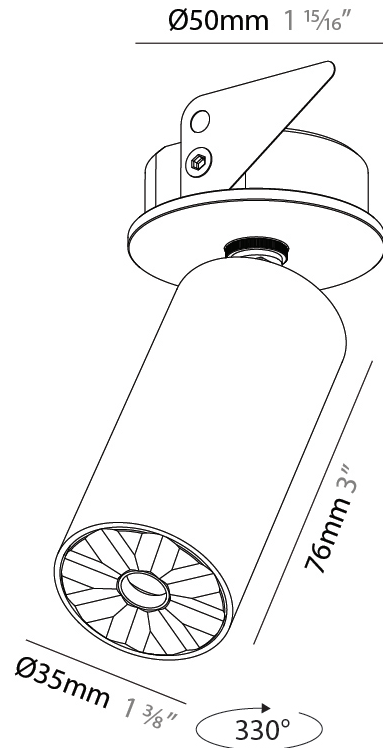
Color Temperature (°K): 2700 / 3000 / 3500 / 4000
Max. Delivered Lumen (lm): 235 / 252 / 316 / 270
Nominal Lumen (lm): 372 / 399 / 500 / 427
CRI: >90 CRI
Lamp Life (hrs): 50000

OPTICAL

Beam Angle: 34 / 52
Adjustability: Rotational 330°; Tilt 90°

RATINGS AND CERTIFICATIONS

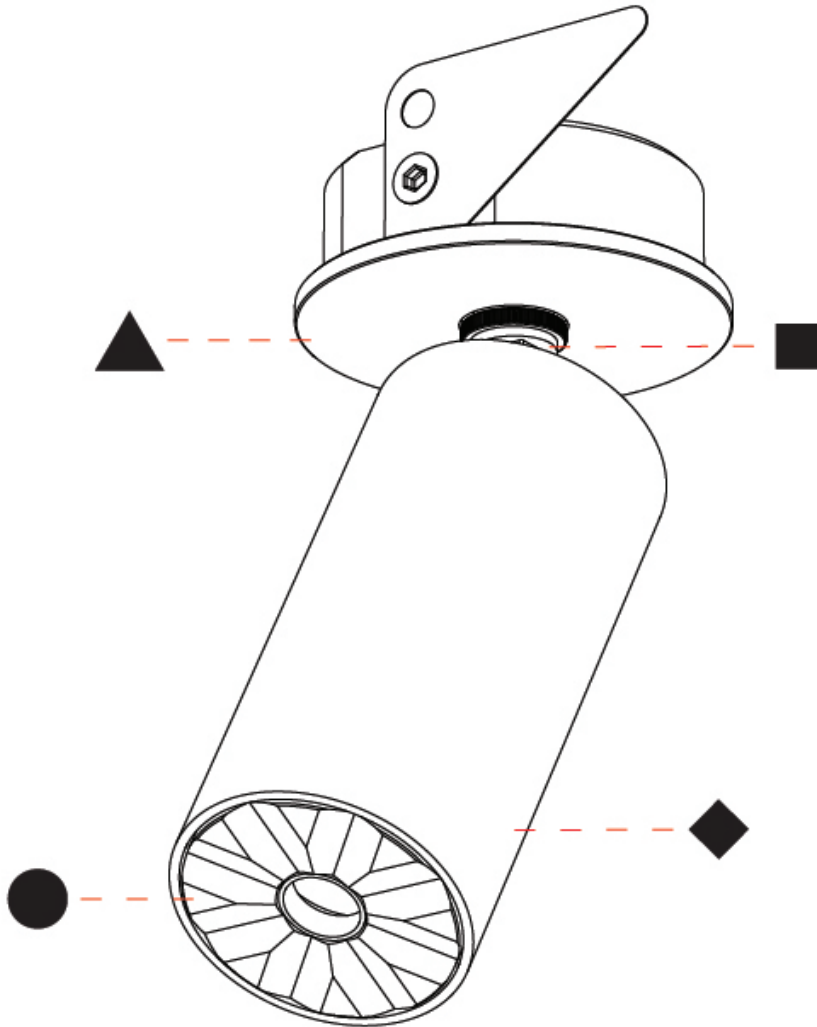
Certified By: CSA Certified to UL and CSA Standards
IP rating: IP40



STUDIO COLLECTION 2 RECESSED

A350131-

PROJECT	_____
TYPE	_____
SPECIFIER	_____
QUANTITY	_____
DATE	_____



A

PROJECT
TYPE
SPECIFIER
QUANTITY
DATE

STUDIO COLLECTION 2 SURFACE

A3D374-

base number Color Finishes Finish Beam Angle
 Temperature (Diamond) Options Options

- To build a product code in our configurator select the specify button on the base model # product page
- To build a manual product code on this datasheet choose from the options listed below in blue font and add the suffix to the base model #

GENERAL

Series: Studio Collection
 Subseries: Studio Collection 2
 Partner: Prolicht
 Division: Architectural
 Installation: Surface
 Product Type: Ceiling Surface
 Mounting Location: Ceiling
 Light Distribution: Direct

PHYSICAL

Aperture Sizes - Downlights: 1"
 Shape: Cylinder
 Diameter (mm): 38
 Diameter (in): 1 1/2
 Height (mm): 58
 Height (in): 2 5/16
 Ceiling Thickness (mm): 1 - 30
 Ceiling Thickness (in): 1/16 - 1 3/16
 Min. Recessing Depth (mm): 65
 Min. Recessing Depth (in): 2 9/16
 Weight (kg): 0.137
 Fixture Finish: SSR / BKV / CWI / CRY / HAB / UFT / ITA / RUA / FTG / MYG / LOD / PUS / FRO / FUP / KIA / POP / BLS / SPG / MEY / GOH / CHC / COM / ABZ / JAG / OBR / MOS / ROR
 Accent Finish: ALU / PBR
 Fixture Material: Extruded Aluminum
 Cut-out Measurements: 45mm, 1 3/4" Diameter

ELECTRICAL

Lamp Type: LED (Zhaga Standard)
 Input Wattage (W): 6
 Total Output Wattage (W): 5.4
 Dimming: Tri-Mode (Non-Dimming and Phase Dimming (120Vac only) and 0-10V Dimming)
 Driver Included: No
 Driver Location: Remote
 Driver Type: Constant Current - Universal
 Driver Class: Class 2
 Input Voltage (V): 120 - 277
 Constant Current (MA): 500

LED

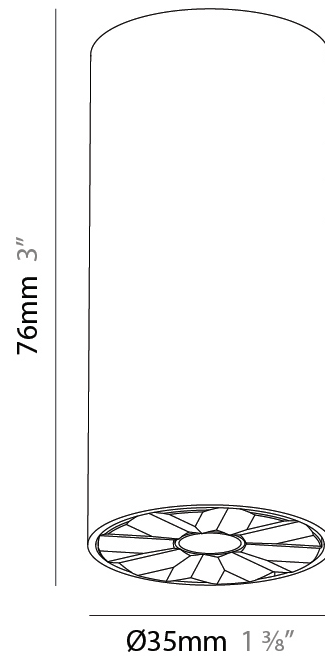
Color Temperature (°K): 2700 / 3000 / 3500 / 4000
 Max. Delivered Lumen (lm): 235 / 252 / 316 / 270
 Nominal Lumen (lm): 372 / 399 / 500 / 427
 CRI: >90 CRI
 Lamp Life (hrs): 50000

OPTICAL

Beam Angle: 32 / 58

RATINGS AND CERTIFICATIONS

Certified By: CSA Certified to UL and CSA Standards
 IP rating: IP40



STUDIO COLLECTION 2 SURFACE

A3D374-

PROJECT _____

TYPE _____

SPECIFIER _____

QUANTITY _____

DATE _____



A

PROJECT	_____
TYPE	_____
SPECIFIER	_____
QUANTITY	_____
DATE	_____

STUDIO COLLECTION 2 SURFACE

A3D376-

base number	Color Temperature	Finishes (Diamond)	Finishes (Triangle)	Finish Options	Finishes (Circle)	Beam Angle Options
-------------	----------------------	-----------------------	------------------------	-------------------	----------------------	-----------------------

- To build a product code in our configurator select the specify button on the base model # product page
- To build a manual product code on this datasheet choose from the options listed below in blue font and add the suffix to the base model #

GENERAL

Series: Studio Collection
Subseries: Studio Collection 2
Partner: Prolicht
Division: Architectural
Installation: Surface
Product Type: Ceiling Surface
Mounting Location: Ceiling
Light Distribution: Direct

PHYSICAL

Aperture Sizes - Downlights: 1"
Shape: Cylinder
Diameter (mm): 35
Diameter (in): 1 3/8"
Height (mm): 76
Height (in): 3
Weight (kg): 0.147
Fixture Finish: ALU / PBR
Fixture Material: Extruded Aluminum

ELECTRICAL

Lamp Type: LED (Zhaga Standard)
Input Wattage (W): 6
Total Output Wattage (W): 5.4
Dimming: Tri-Mode (Non-Dimming and Phase Dimming (120Vac only) and 0-10V Dimming)
Driver Included: No
Driver Location: Remote
Driver Type: Constant Current - Universal
Driver Class: Class 2
Housing: ENCP3
Input Voltage (V): 120 - 277
Constant Current (MA): 500

LED

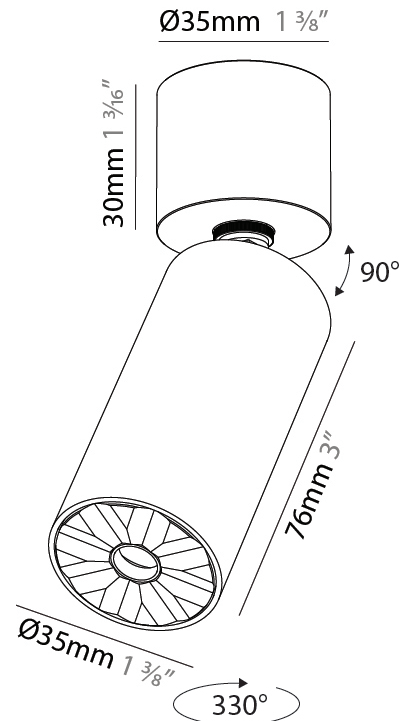
Color Temperature (°K): 2700 / 3000 / 3500 / 4000
Max. Delivered Lumen (lm): 235 / 252 / 316 / 270
Nominal Lumen (lm): 372 / 399 / 500 / 427
CRI: >90 CRI
Lamp Life (hrs): 50000

OPTICAL

Beam Angle: 34 / 52
Adjustability: Rotational 330°; Tilt 90°

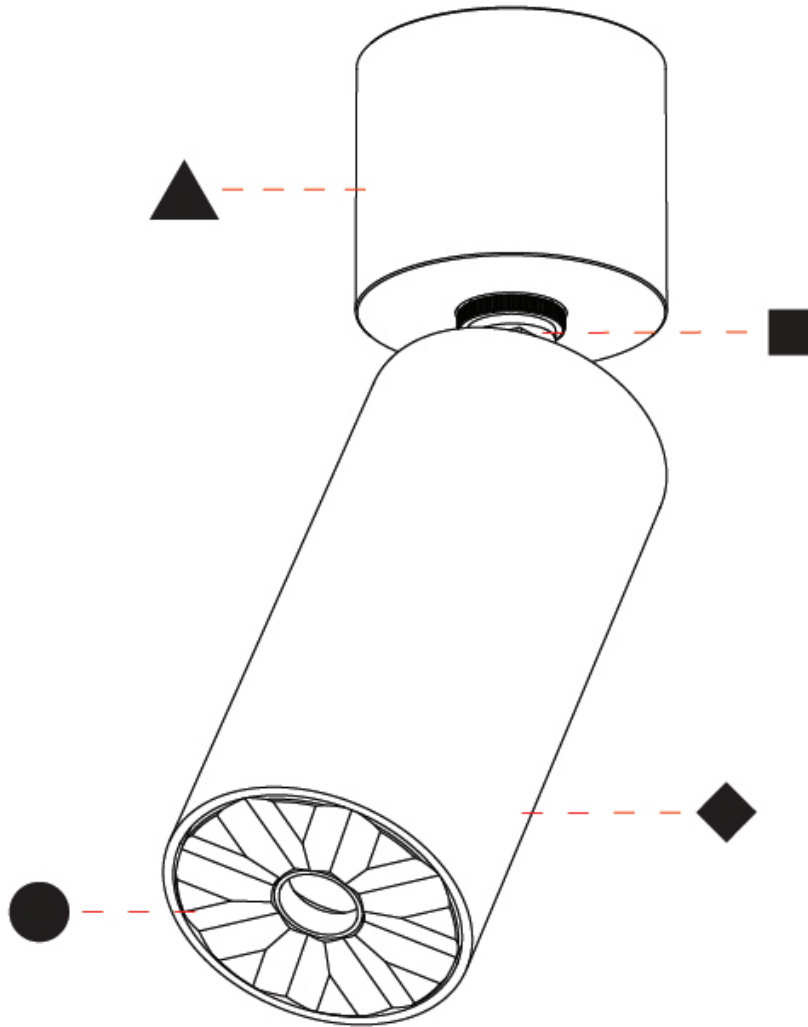
RATINGS AND CERTIFICATIONS

Certified By: CSA Certified to UL and CSA Standards
IP rating: IP40



A3D376-

PROJECT	_____
TYPE	_____
SPECIFIER	_____
QUANTITY	_____
DATE	_____



A

PROJECT _____

TYPE _____

SPECIFIER _____

QUANTITY _____

DATE _____

Fixture Finish

Aluminum - (ALU)



Polished Brass - (PBR)



Sparkling Silver - 01 (SSR)



Black Velvet - 02 (BKV)



Crystal White - 03 (CWI)



Creamy - 04 (CRY)




Hampton Bay - 05 (HAB)



Urban Forest - 07 (UFT)



In the Army - 08 (ITA)



Rusty Angel - 09 (RUA)




Fade to Gray - 12 (FTG)




Mysterious Gray - 13 (MYG)



Lost Dream - 15 (LOD)



Purple Sky - 16 (PUS)



Fresh Oh - 17 (FRO)



Funky P. - 18 (FUP)



Kissing Aphrodite - 19 (KIA)




Poseidon's Paradise - 20 (POP)



Blue Sky - 21 (BLS)



Spring Green - 22 (SPG)



Mellow Yellow - 23 (MEY)



Golden Heart - 24 (GOH)



Champagne Cream - 26 (CHC)



Copper Mine - 27 (COM)




Ancient Bronze - 28 (ABZ)



Jazz Gold - 29 (JAG)



Olive Breeze - 30 (OBR)



Moonlight Silver - 31 (MOS)



Rosewood Red - 32 (ROR)



STUDIO COLLECTION 2


RECESSED,SURFACE,SUSPENSION,TRIMLESS

COLOR FINISH CHART

PROJECT	_____
TYPE	_____
SPECIFIER	_____
QUANTITY	_____
DATE	_____

Accent Finish

Aluminum - (ALU)



Polished Brass - (PBR)








































































Digital: Not all screens are calibrated the same, and therefore, colors will appear differently between screens.

Physical: When texture is involved, there will be variations in color, character and tone within a product series and between product families.











Champagne Cream, Copper Mine, Ancient Bronze + Jazz Gold: These finishes have slight fading from specific powder coating production. Each luminaire will slightly vary.













LEGEND

	floor-mounted		pivotal		special LED (upon request) RGB, RGBW, tunable, gold+, meat+, art+, fashion+
	wall and ceiling: recessed and surface mounted		rotating		warm dim / natural dimming LED
	ceiling-mounted and wall-mounted		illuminate tilted		rechargeable battery powered
	wall-mounted		color of suspension cable		fixture with natural vivid LED (upon request)
	omni-directional light distribution		length of suspension cable		color rendering index
	direct light distribution		reflector degree selection		color temperature
	direct/indirect light distribution		super spot		lumen (luminous flux)
	indirect light distribution		lens		efficacy (lumens per watt)
	asymmetric light distribution		lens pack		Unified Glare Rating (UGR) range from 5-40
	aura light distribution		shine ring		marine grade (AISI 316 stainless steel)
	round wall or ceiling cut-out		integrated shine ring with diffuser		walk on
	square wall or ceiling cut-out		free individual colors 01-29		drive on
	the supplied jig specifies the cutout dimensions		individual colors: 00 (free of charge), 01-25 (extra charge)		Dark Sky Compliance
	minimum distance (meters) lamp - object		luminaire part to be colored (F1)		Americans with Disabilities Act (less than 4" off the wall located between 27"-84" from floor)
	recessed depth		luminaire part to be colored (F2)		lamp protected against explosion
	ceiling thickness in mm		luminaire part to be colored (F3)		blown glass using traditional methods by master glass blower
	ceiling thickness selection		luminaire part to be colored (F4)		acoustic material
	dimmable DP (phase), DV (0-10V), DD (dali), DS (step-dim)		luminaire part to be colored (F5)		protection class I, protection insulation
	included or excluded LED driver/transformer/control gear		color of 3-circuit adaptor		protection class II, protection insulation
	separately switchable		indirect diffuser		ETL Certified to UL and CSA Standards
	sensor		direct diffuser		UL Certified to UL and CSA Standards
	remote control		ball-proof (upon request)		CSA Certified to UL and CSA Standards
	available upon request		accessory		Certified for North American Standards

IP RATING

	protected against ingress of solid bodies greater than 12.5mm (finger)
	protected against ingress of solid bodies greater than 2.5mm protected against sprays of water up to 60 degrees from the vertical (rain)
	protected against ingress of solid bodies greater than 1mm (wire) no protection against the ingress of moisture
	protected against ingress of solid bodies greater than 1mm (wire) protected against sprays of water up to 60 degrees from the vertical (rain)
	protected against ingress of solid bodies greater than 1mm (wire) protected against water splashed from all directions
	protected against limited ingress of dust (wet rooms/covered outdoor areas) protected against water splashed from all directions
	protected against ingress of dust protected against jets of water
	protected against ingress of dust protected against powerful jets of water or heavy seas
	protected against ingress of dust protected against immersion of water between 15cm - 1m for 30 minutes
	protected against ingress of dust protected against immersion of water under pressure for long periods

IK RATING

	protected against 0.14 joules impact (equivalent to 0.25kg mass dropped from 56mm above the surface)
	protected against 0.2 joules impact (equivalent to 0.25kg mass dropped from 80mm above the surface)
	protected against 0.35 joules impact (equivalent to 0.25kg mass dropped from 140mm above the surface)
	protected against 0.5 joules impact (equivalent to 0.25kg mass dropped from 200mm above the surface)
	protected against 0.7 joules impact (equivalent to 0.25kg mass dropped from 280mm above the surface)
	protected against 1 joules impact (equivalent to 0.25kg mass dropped from 400mm above the surface)
	protected against 2 joules impact (equivalent to 0.5kg mass dropped from 400mm above the surface)
	protected against 5 joules impact (equivalent to 1.7kg mass dropped from 300mm above the surface)
	protected against 10 joules impact (equivalent to 5.0kg mass dropped from 200mm above the surface)
	protected against 20 joules impact (equivalent to 5.0kg mass dropped from 400mm above the surface)